



Broward County Transit
Transit Development Plan FY 2024-33

Executive Summary

November 2023



Table of CONTENTS

What is a Transit Development Plan (TDP)?	1
Requirements	2
Elements of a TDP	2
System Profile.....	3
Public Outreach.....	5
BCT Goals.....	7
Future Improvements	8
Finance Plan	9

What is a Transit Development Plan (TDP)?

A Transit Development Plan (TDP) is a Florida Department of Transportation (FDOT) required, 10-year horizon plan. The TDP serves as the basis for defining public transit needs, which is a prerequisite to receive State funds. The TDP Rule (Florida Administrative Code 14-73.001), requires that the TDP be a planning, development, and operational guidance document and, therefore, a strategic blueprint for meeting the mobility needs within a service area.

The Broward County Board of County Commissioners (BOCC) funds a public transportation program through Broward County Transit (BCT) that includes 36 fixed-bus routes, 2 limited-stop Breeze routes, 5 express routes, 52 community shuttles serving 17 of Broward's municipalities, and a paratransit service (TOPS!) within its service area. BCT improves the quality of life for Broward County residents and visitors by offering services in a cost-efficient and readily accessible manner while delivering convenient travel catering to a variety of users, residents, commuters, and visitors.

This plan was initiated by Broward County to update BCT's TDP for the 10-year period including Fiscal Years (FY) 2024-2033. This TDP represents BCT's vision for public transportation in its service area over the 10-year planning horizon and, at the same time, functions as the strategic guide for public transportation in the county. This TDP Major Update continues BCT's use of the BCT Connected brand and is due to the Florida Department of Transportation by December 15, 2023.

Requirements

The purpose of the TDP is to strategically guide BCT's growth and expansion over the next 10 years. Development of this TDP included a number of activities including: documentation and analysis of the demographic conditions in BCT's service area; an evaluation of existing transit services in Broward County; market research and extensive public involvement efforts; an analysis of immediate and longer term transit service and capital project needs; and a funding analysis and plan that initiates strategic approaches to maintaining and expanding transit services in Broward County over the next ten years. Current TDP requirements were adopted by FDOT on February 20, 2007, and augmented during the 2023 legislative session.

Major requirements of the rule include the following:

- Major updates must be completed every 5 years, covering a 10-year planning horizon.
- A Public Involvement Plan must be developed and approved by FDOT.
- FDOT, CareerSource Broward, and the Broward MPO must be included in development of the TDP.
- 10-year ridership projections have to be developed.

Elements of a TDP

As the TDP is a state requirement, there are certain required elements:

- **Operating Conditions:** Review socioeconomic conditions of Broward County to assess transit needs.
- **Existing Services:** Examine efficiency and effectiveness of current transit service by conducting a trend analysis and peer review.
- **Public Input:** Implement a robust Public Involvement Plan to gather input from customers, stakeholders, and the public.
- **Situation Appraisal:** Create a deeper understanding of opportunities and threats to BCT's service, based on local and regional needs as well as national trends.
- **Goals:** Develop actionable goals and objectives for BCT service.
- **Transit Demand & Needs Assessment:** Propose alternative transit solutions to meet transit demand and needs. Proposed alternatives may include service type, infrastructure, technology, plans or policies.
- **Implementation & Financial Plan:** Prioritize alternative solutions over 10-year timeframe and determine costs of improvements.



For more information on each of the elements above, please visit BCT's TDP webpage by scanning the QR code.



System Profile

Broward County Characteristics

Population



1,934,551
People



11%
Growth in 10 Years

Housing/Community



732,464
Housing Units



64%
Live within 30 minutes
of work

Demographics



17%
of Population over
age 65



66%
Minority Population

Income/Auto Ownership



13%
Living in Poverty

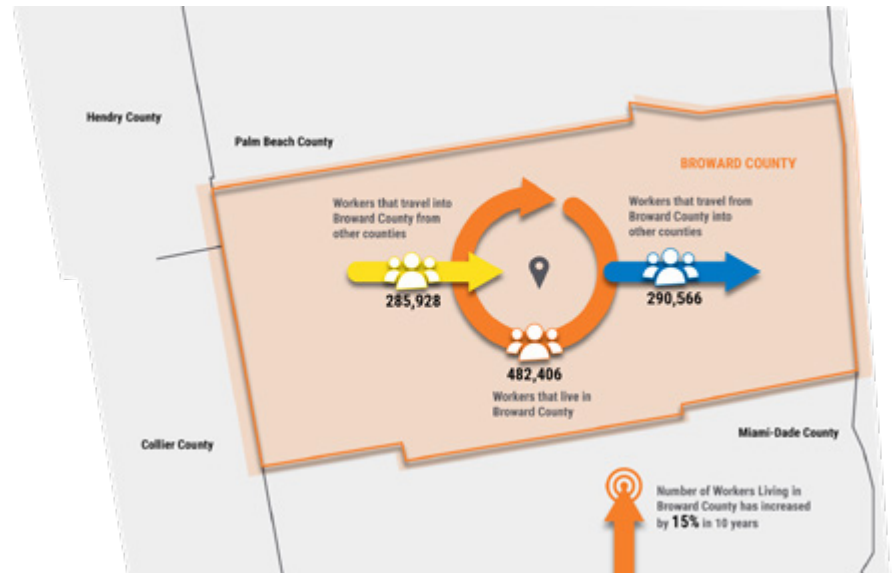


7%
Zero Vehicle
Households

Source: American Community Survey 2021

As Broward County's population continues to grow, demand for transportation and mobility services also increase. Due to the limited land available for development in Broward County, land uses will require are densifying and intensifying with population growth. The TDP provides a plan for meeting these increased transportation needs with new transit modes and improved service on existing modes. The graphics show the baseline conditions in Broward County.

Commuting Patterns



The figure above depicts the travel flow of workers from, to, and within Broward County.
Source: LEHD Origin-Destination Employment Statistics (2020)

Commuting Modes



1.1%
Walk



2.1%
Transit



8.8%
Carpool



76.4%
Drive Alone



2.5%
Bike, Taxi, Motorcycle
& Other



9.1%
Work from Home



Work from Home is
up **76%** since 2019

Source: American Community Survey 2021

System Characteristics

To prepare a plan for future BCT services, it is necessary to understand the current services and how they are performing. BCT continues to recover ridership lost due to the COVID-19 pandemic, though it is not expected that BCT will recapture all ridership lost to the pandemic based on pre pandemic services. BCT does, however, believe that it can recapture and surpass pre-pandemic ridership with the implementation of new service and services. Since the pandemic ended, BCT has continued to increase ridership and reinstate discontinued services. Included are the different services provided in Broward County and their characteristics. For fixed route services, the passenger trips per revenue hour for BCT and peer transit agencies are also shown for comparison.

Systemwide Stats



21,941,268

FY 2022 Ridership
Source: BCT Ridership Report, Sept 2022



1,062,034

FY 2021 Revenue Hours
Source: NTD



13,706,581

FY 2021 Revenue Miles
Source: NTD

Hours of Service



6 am - 10pm

Note: Select services begin as early as 5 am and end as late as 12:40 am.

Fares



\$2.00
Local/Breeze



≤\$3.50
TOPS!



\$2.65
Express Bus



FREE
Community Shuttle

Routes (2023)



36

Fixed Routes



52

Community Shuttle



19

Community Shuttle
Municipal Partners



5

Express Routes



2

The Breeze Routes

Annual Ridership (2022)



18,718,147

Fixed Route



1,152,842

Community Shuttle



784,552

Paratransit Service
Trips



353,835

Express



931,891

The Breeze

Passenger Trips per Revenue Hour (FY 2021)

Broward County, FL	13.98
Santa Clara Valley, CA	9.27
San Antonio, TX	15.17
Cincinnati, OH	13.31
Palm Beach County, FL	12.94
Orange County, CA	18.99
Miami-Dade County, FL	19.27
Orlando, FL	12.02
Cleveland, OH	10.8

Source: NTD

Public Outreach (July - November 2023)

In addition to the data analysis, it is important to understand the needs of Broward County residents. This was accomplished using a robust set of engagement tools as part of the Public Involvement Plan. Included are the tools used and a snapshot of the findings.

Engagement



11

Stakeholder Interviews



5

Public Meetings



3

Discussion Groups



3

Advisory Review
Committee Meetings

Rider Survey Results (Aug-Sept 2023)

3800+

**Rider Survey
Responses**

82%
English

11.5%
Spanish

6%

Haitian Creole

<1%

Portuguese



>50%

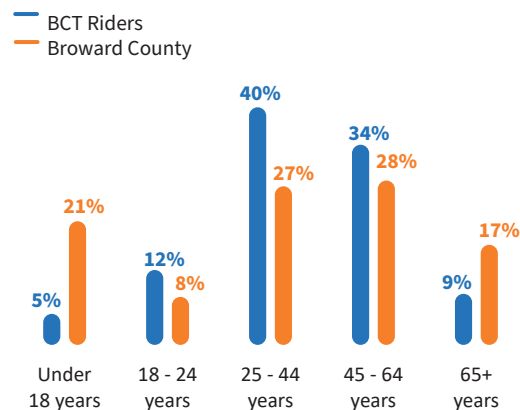
of BCT Trips are for
Work



48%

of riders have been riding
BCT for 2 or more years

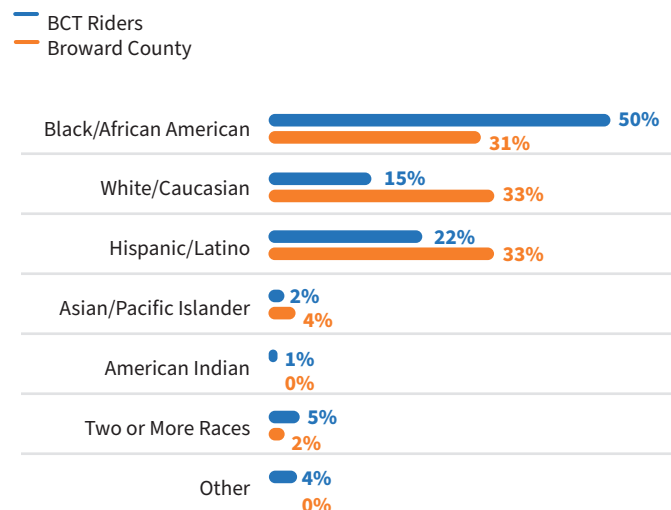
Age Groups



Note: Totals may not sum to 100% due to rounding.

Note: Children may be under-represented in passenger survey results.

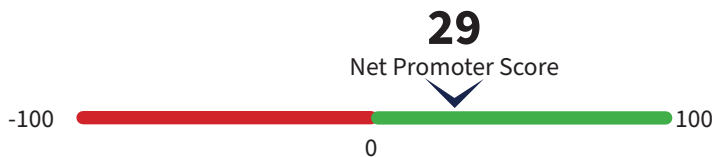
Race Makeup






Note: Totals may not sum to 100% due to rounding.

Customer Loyalty



During the on-board survey, BCT measured Customer Loyalty by asking customers, "How likely are you to recommend BCT services to a friend or colleague?" The responses to this question were used to determine a Net Promoter Score which is calculated by subtracting the percentage of detractors (those who would not recommend services) from the percentage of promoters (those who would recommend). The Net Promoter Score can range from -100 to +100, with higher scores indicating a more positive perception. BCT scored very well with a 29, indicating a strong level of loyalty from its customer base.





Top 3 Customer Requested Improvements

-  Earlier/later hours of service
-  Improved on-time performance
-  Increased frequency of service

Highest and Lowest Customer Ratings

-  Comfort of buses
-  Bus Benches and Shelters





BCT Goals

Establishing goals are not only a requirement of the TDP rule, but establishes a framework within the agency. BCT worked with its TDP Advisory Review Committee to establish five (5) goals for the TDP. The goals emphasize many of the agency's existing priorities and outline new priorities for improvements based on transit needs.



Improve safety and security



Improve mobility for all and implement equitable transit solutions



Strive to be an employer of choice



Ensure resiliency and maintain a state of good repair



Support economic development and ensure financial sustainability

Future Improvements

Based on the current operating conditions in Broward County, a review of post-pandemic ridership, transit systems plan and public input received, the following section highlights BCT's future transit improvements.



Service Improvements

Premium Project	Implementation Year									
	2024	2025	2026	2027	2028	2029	2030	2031	2032	2033
Sample Road High Frequency Bus										
Hollywood Boulevard High Frequency Bus										
US 1/Federal Highway South High Frequency Bus										
US 1/Federal Highway North High Frequency Bus										
Broward Commuter Rail										
Atlantic Boulevard High Frequency Bus										
Sheridan Street High Frequency Bus										
Oakland Park Boulevard Bus Rapid Transit										
Airport-Seaport-Convention Center Light Rail Transit										
Dixie Highway High Frequency Bus										
SR 7/US 441 Bus Rapid Transit										
Downtown Connection Light Rail Transit										
Powerline Road Bus Rapid Transit										

- Implement Comprehensive Operations Analysis (COA) recommendations
 - Restore service hours discontinued due to COVID on the local bus, express and Breeze networks
 - Implement new service, increase frequency, and add weekend service
- Implement microtransit (on-demand ride-hailing app) in Town of Hillsboro Beach, Broward Municipal Services Districts – Central County and Broadview, City of West Park, and City of Hollywood



Infrastructure Improvements

- Continue transition to 100% electric bus fleet
- Transition TOPS! fleet from propane to renewable propane
- Continue to upgrade bus stops and add shelters
- Add new stop and station infrastructure related to the premium services added under PREMO



Technology Improvements

- Security upgrades
- In-Bus signage
- On-Board contactless payments (Credit/Debit cards and smartphones)
- Tablets for maintenance diagnostics
- Power Business Intelligence Reporting Systems
- Radio System Digital upgrade analysis
- Large monitor enhancements
- Upgrades on End of Service Life server infrastructure
- Automatic Passenger Counters (APCs)



Plans & Policies

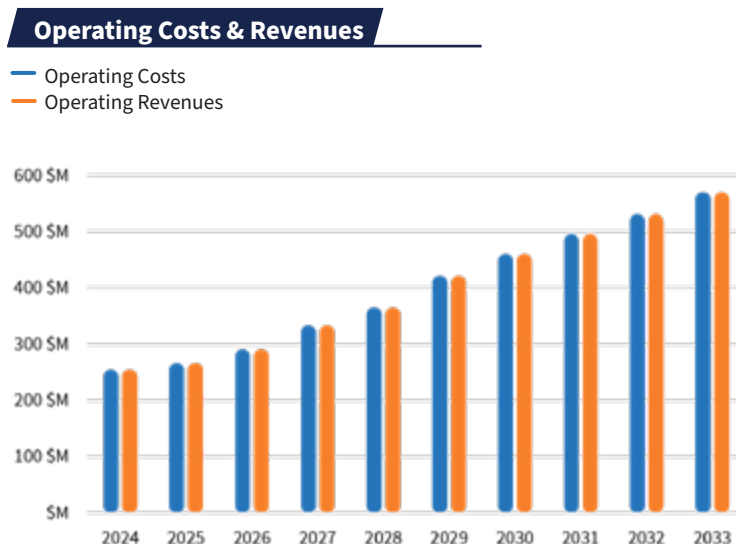
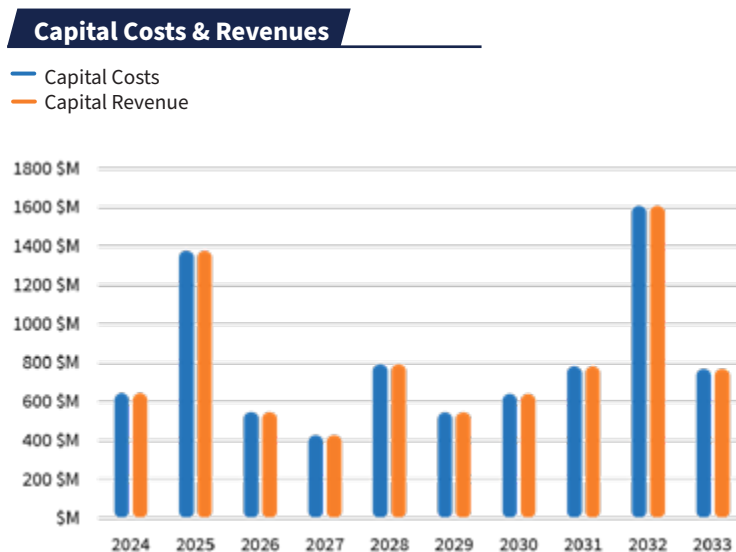
- Complete Comprehensive Operations Analysis (COA) and System Optimization (SO) plan to enhance the efficiency and effectiveness of the existing and planned BCT system

Financial Plan

With the planned improvements, BCT presents the following capital and operating finance plans which include the addition of transit service. The capital plan includes costs for new and replacement vehicles, repairs to current infrastructure, new infrastructure in support of PREMO services, and technology upgrades. Due to the nature of capital investments, expenditures vary from year to year. Over the 10-year period, BCT is projected to expend over **\$8.2 billion** on capital items.

The operating plan includes expenditure for daily operations of the system. Expenditures for operations increase due to inflation, a new labor agreement, and the addition of new services over time. Over the 10-year period, BCT is projected to spent almost **\$4.0 billion** on operating expenses.

It is important to note that a finance plan is not a budget. Each year, BCT will prepare an annual budget for submission and approval by the Broward Board of County Commissioners.



Broward County Transit would like to thank all of the elected leaders, stakeholders, customers, members of the public, and staff who contributed to this Transit Development Plan.



1 N. University Drive
Suite 3100A,
Plantation, FL 33324
(954) 357-8400

www.broward.org/BCT/pages/transitdevelopmentplan.aspx

