

ITEMS #57₍₅₎, 58₍₅₎, 59₍₃₎ & 60₍₄₎

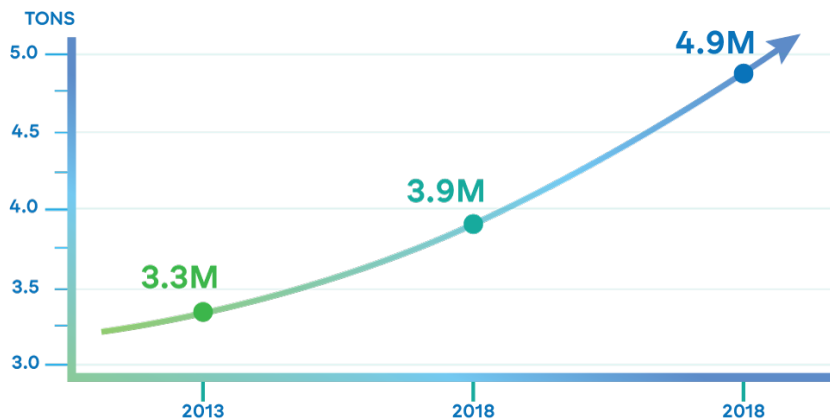
ADDITIONAL MATERIAL
Public Hearing

JANUARY 28, 2025

SUBMITTED AT THE REQUEST OF
COUNTY ADMINISTRATION

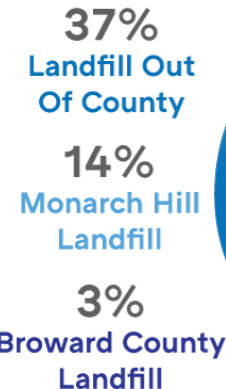
A Snapshot of Solid Waste in Broward County

In 10 years, waste disposal has increased by nearly 50%



80% Commercially Sourced

The majority (41%) is construction / Demolition (C&D) waste



54% of Waste (by weight) Goes to Landfills

Elimination of Monarch Hill would increase waste transportation costs by \$24.3M in three years.

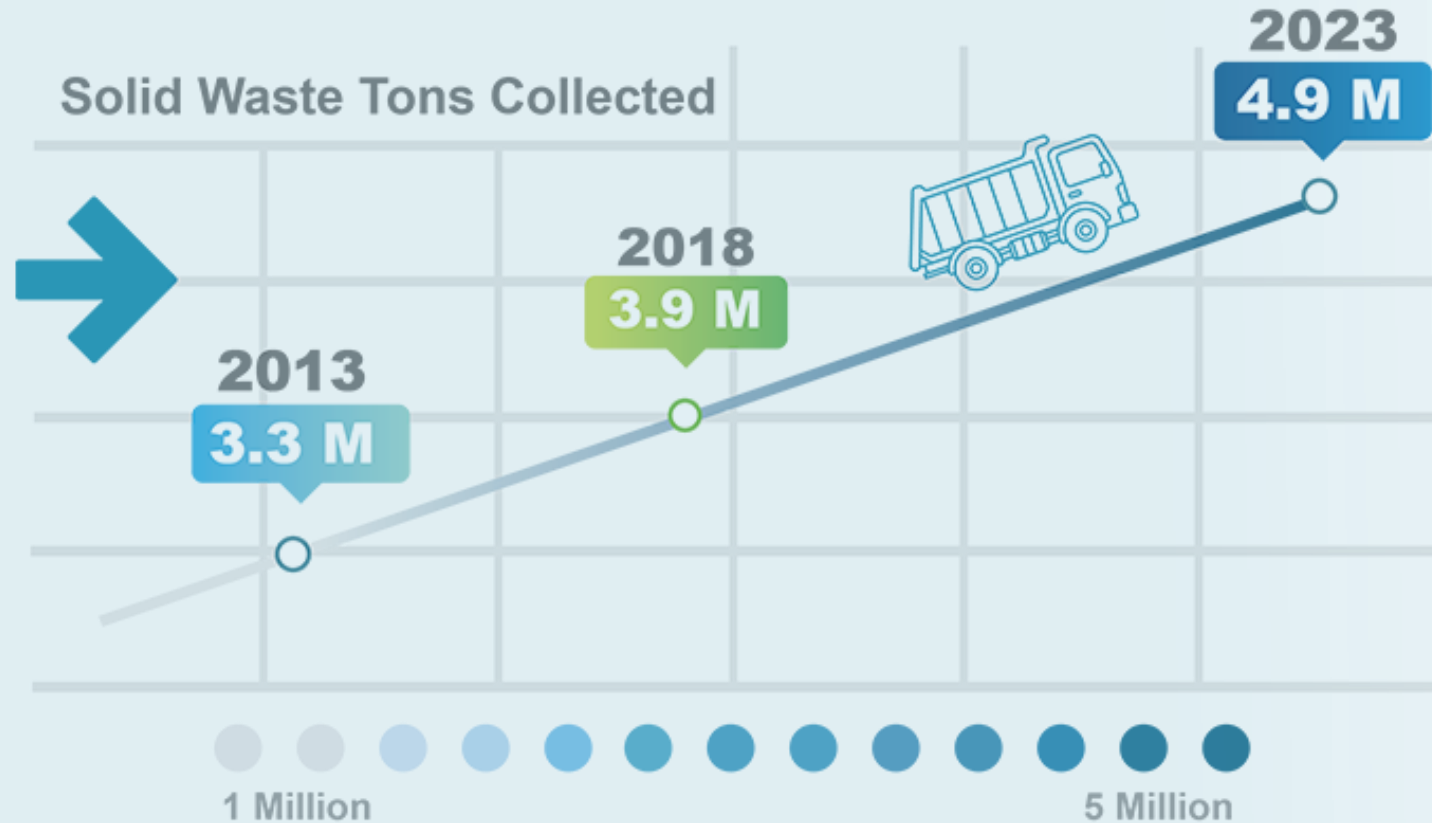
For 20 ILA municipalities, plus BMSD

300,000 TONS

ANNUAL TRANS COST \$8.1M

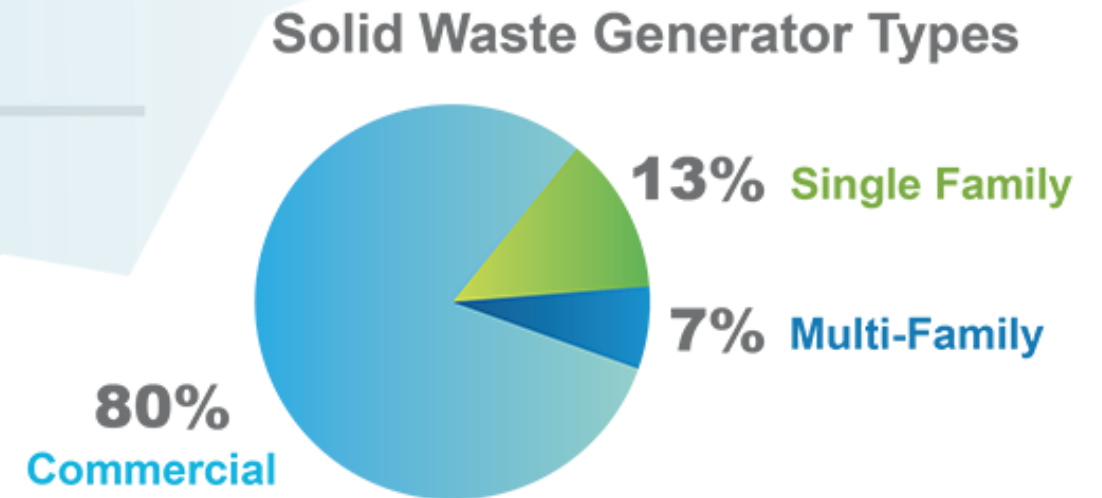
3 YEAR ADDITIONAL COST \$24.3M

A Snapshot of Solid Waste in Broward County

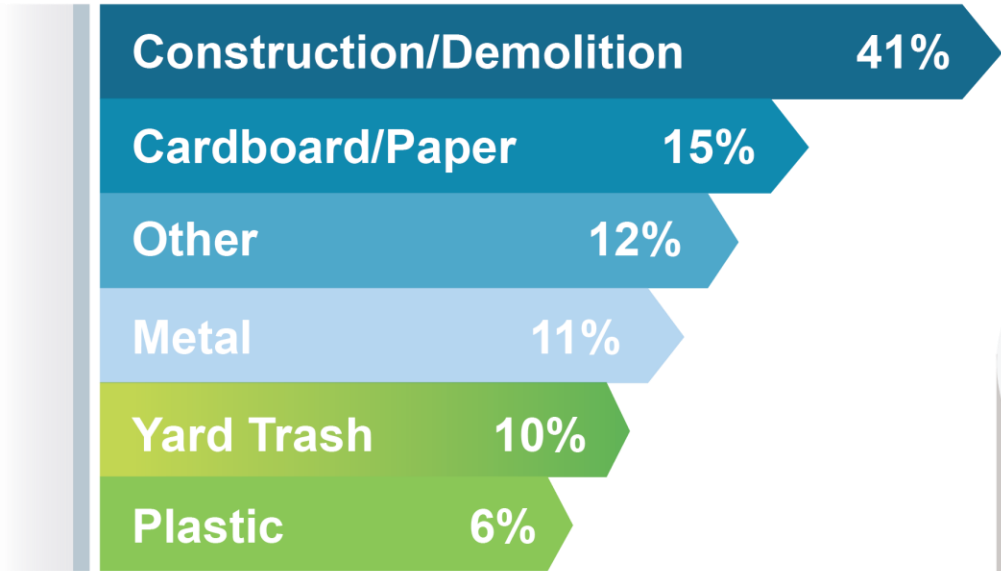


As the second largest county in Florida, Broward County generates the second highest amount of waste. According to the 2023 Florida Department of Environmental Protection (FDEP) report, Broward County generated approximately 4.9M tons of solid waste. This number includes household garbage, construction and demolition debris, bulky waste, yard waste, and recyclables. Note the steady increase (approx. 50%) over the years consistent with population growth.

There are three categories of generator types: single-family homes, multi-family homes, and the commercial sector. Collectively, these three categories make up the 4.9M tons of waste collected in Broward County. Note that the commercial sector generates approximately 80% of the waste stream by weight. But what makes up the solid waste stream?

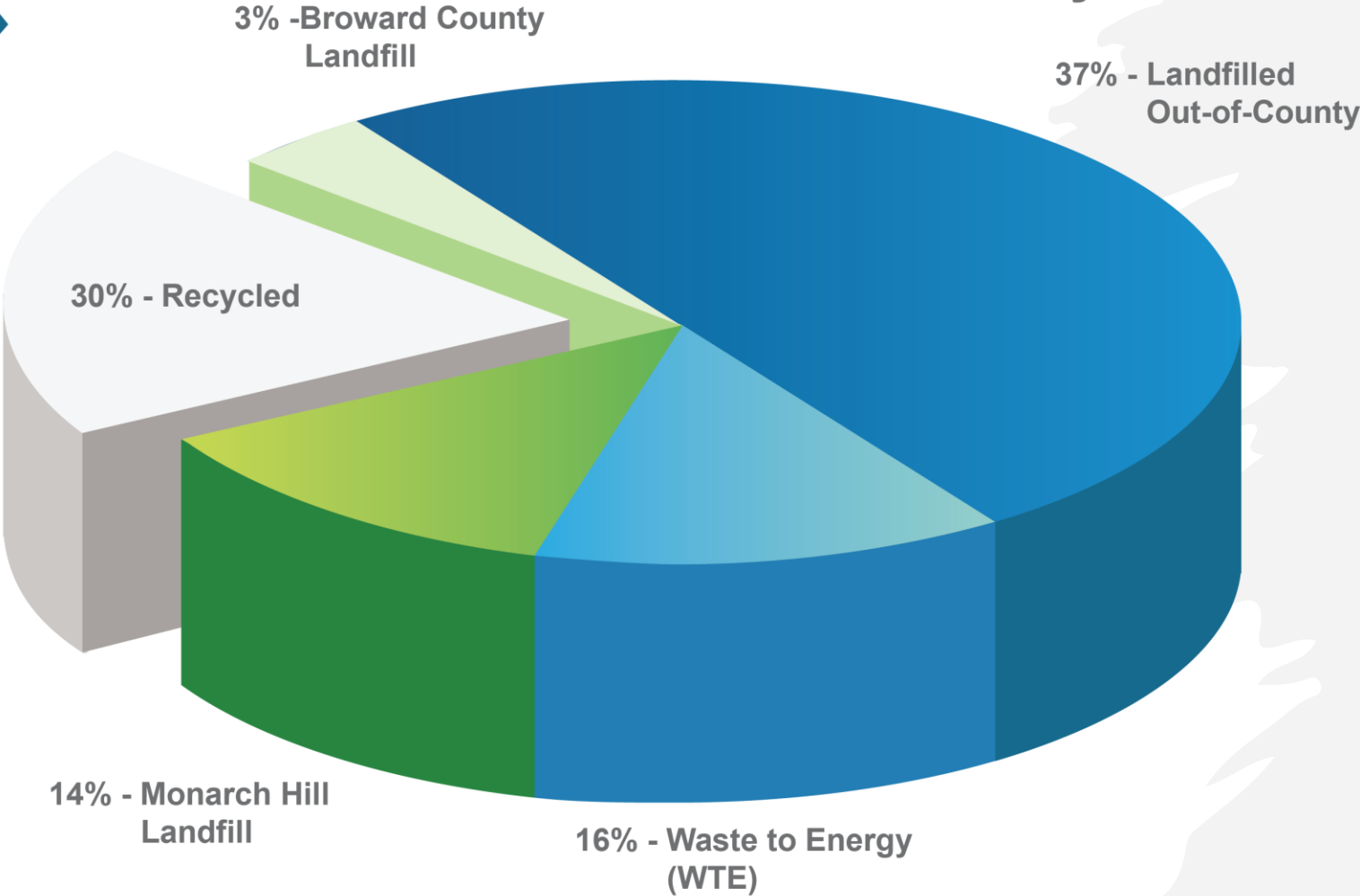


Waste Collected by Type



Note the various categories of waste types that makes up the waste stream. Construction and demolition (C&D) waste dominate the types of waste collected by weight. These materials are reported by various facilities in Broward, and not indicative of how it was disposed of or recycled.

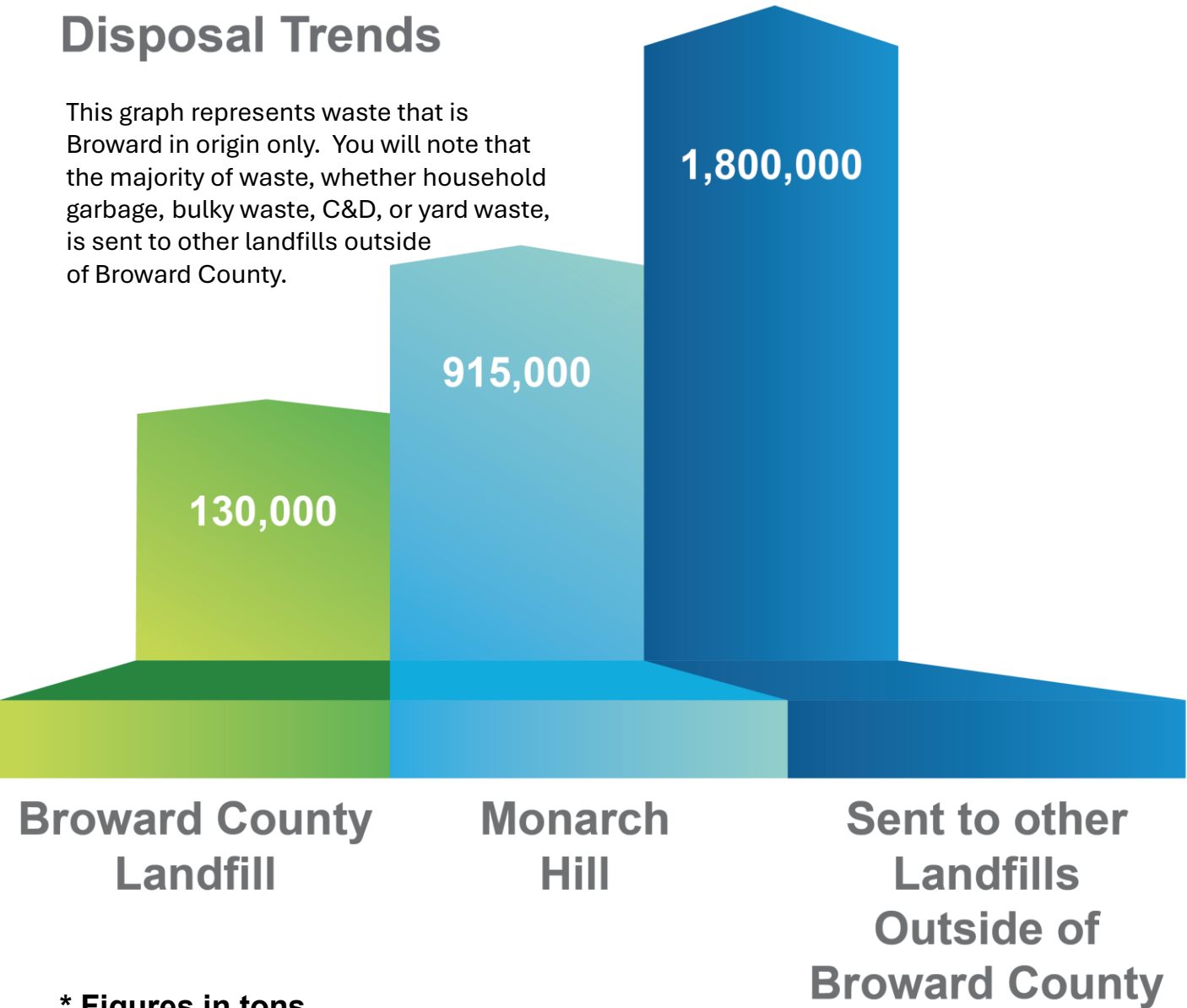
Where Waste Goes in Broward County



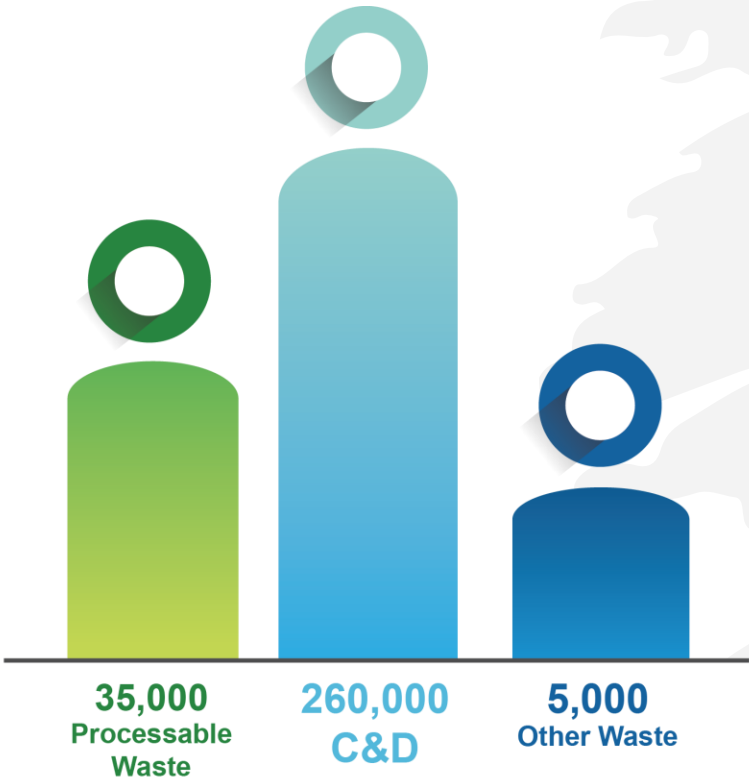
The graph represents how Broward waste materials are managed. Currently, 54% of Broward County’s waste is landfilled and of that, 37% is sent out of county. Waste to Energy provides disposal capacity and provide additional renewable energy credits through electrical generation and landfill gas recovery (which add an additional 10% to Broward’s recycle rate [30% increase to 40%]).

Landfill Disposal Trends

This graph represents waste that is Broward in origin only. You will note that the majority of waste, whether household garbage, bulky waste, C&D, or yard waste, is sent to other landfills outside of Broward County.



* Figures in tons



Broward County Participating Municipalities' Waste Delivered to Monarch Hill

The County is responsible for providing disposal for 20 municipalities (through an ILA) and the BMSD. This includes household garbage, bulky waste, yard waste, C&D from the three generator types previously mentioned. ILA waste referenced in this graph represents the quantity of waste going to Monarch Hill from ILA municipalities and the BMSD.

Municipal Costs Breakdown

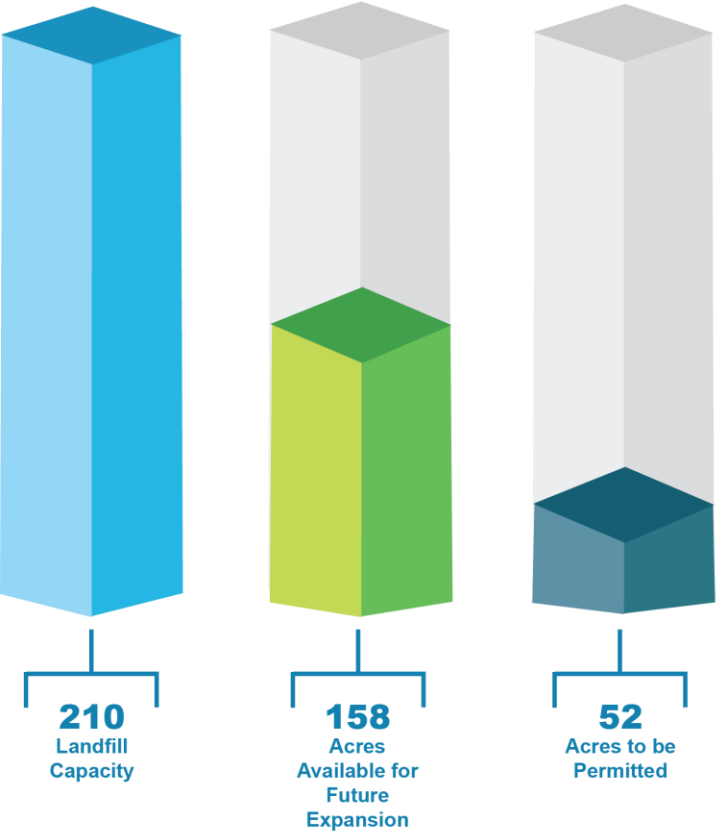
Estimated Transportation Fees to Alternate Disposal Sites	
Municipal Participant Tons	300,000
Transportation Fee (per ton)	\$27
Annual Transportation Fee	\$8.1M
Est. Additional Fees Thru Contract Expiration (July 2028)	\$24.3M

If Monarch Hill is not able to accept Broward's ILA waste, it will need to be transported out of county. The ILA municipalities would bear the cost of approximately \$8.1M annually in transportation fees alone. Over the remaining life of the current agreement, which is three years, the total cost would be approximately \$24.3M.

Municipality	Potential Increased Cost per Municipality
BMSD	\$101,000
Coconut Creek	\$288,000
Cooper City	\$337,000
Coral Springs	\$778,000
Dania Beach	\$167,000
Davie	\$609,000
Fort Lauderdale	\$1,116,000
Lauderdale Lakes	\$140,000
Lauderhill	\$310,000
Lazy Lake	\$400
Lighthouse Point	\$107,000
Margate	\$401,000
Miramar	\$943,000
North Lauderdale	\$273,000
Pembroke Park	\$8,000
Plantation	\$632,000
Sea Ranch Lakes	\$6,000
Sunrise	\$1,144,000
Tamarac	\$517,000
West Park	\$129,000
Wilton Manors	\$93,000
Total	\$8.1M

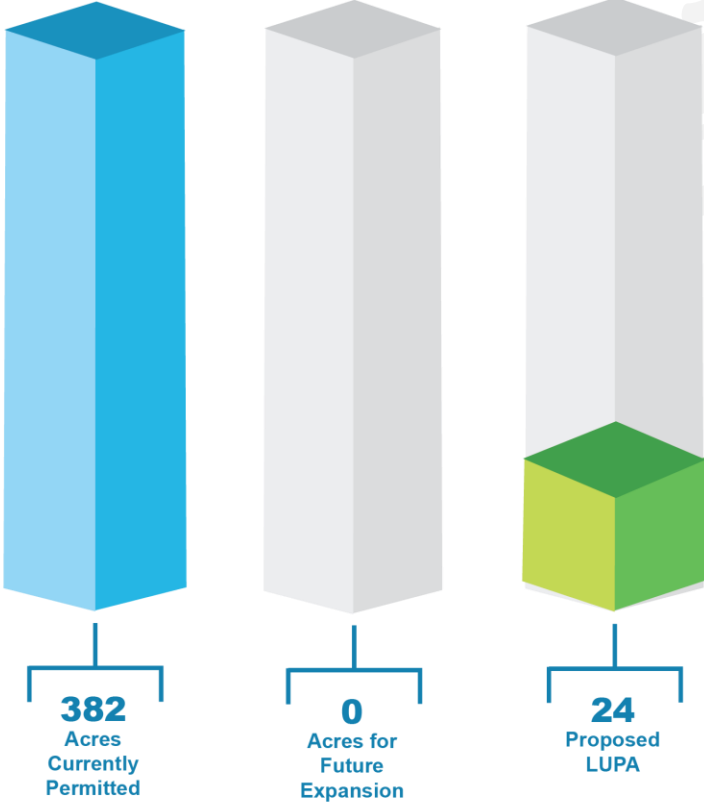
Potential financial impact to municipalities based on costs spread among single-family parcels.

Broward County Landfill Total Acres



The Broward County Landfill has a 588-acre footprint with 52 acres permitted for placement of waste and 158 acres dedicated to future expansion. The remaining acreage comprises of wetlands, setbacks, stormwater management, and infrastructure.

Monarch Hill Landfill Total Acres



Monarch Hill has a 500-acre footprint with 382 permitted acres. There is approximately six years remaining before all permitted acres are filled and the landfill is at capacity. Waste Management is requesting a LUPA to increase landfill capacity by an addition 24-acres along with a vertical expansion increasing the life of their landfill by 16 years.